

DASHBOARDS

VS

INDIK DASHBOARDS

How Do They Compare?

DASHBOARDS

INDIK DASHBOARDS

\$75-\$190,000

Average costs to create a dashboard when using competitor's software




\$20-\$95,000

INDIK saves you time & money! Companies save 50-75% avg. per dashboard

50-135 Days

Average # hours to consult, design, create a dashboard and project management

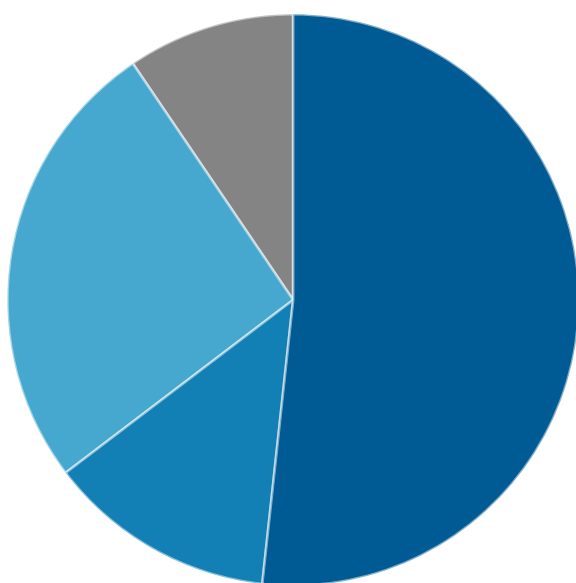


5-25 Days

Average # hours to consult, design, create a dashboard and project management

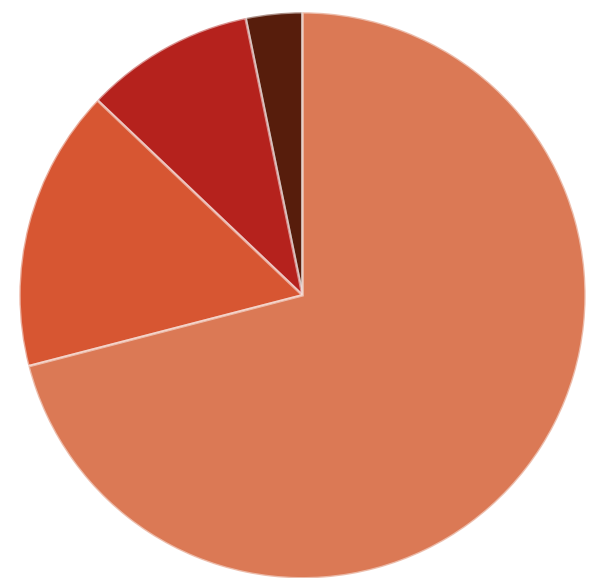


INDIK saves you an average of **45-110 days per dashboard**



● Staff Hours 60 ● Research 15
● Design 30 ● Generate Reports 11

Average # hours & costs to consult, design, create a dashboard and project management



● Staff Hours 22 ● Research 5
● Design 3 ● Generate Reports 1

Average # hours & costs to consult, design, create a INDIK dashboard and project management



INDIK helps you create the finest IT, Cyber Security & Risk Management Dashboards, with its revolutionary process, which allows you to quickly visualize, easily understand & share data with minimum effort.

INDIK's proprietary "Knowledge Base", was created with the expertise gathered from 30 yrs experience & 100's of mandates, working on IT, Cyber Security & Risk Management projects.

The "Knowledge Database" contains metric categories & dashboard templates designed specially to address these issues, thereby reducing time, effort & costs while producing clear actionable steps for your company.

Further focused on providing you quality results, quicker & cheaper, the dashboard need only be developed once, thereafter the content and data can be updated endlessly, without ever having to revisit the initial design stage.

Visit us at www.indik-dashboard.com to see how your company can gain immediate benefits using INDIK